

Bradford & Tioga Dairy Fair Entries Process April 2019 Deadline Please July 6th

2019 Dairy Show dairy cow entry process Thank You for entering your animals in 4-H Online. Bradford and Tioga are sharing this process. Now there is only one more step to get into the fair catalog. Please be aware of individual county processes below.

Go to Fair Entry, <http://bradfordandtiogadairyshow.fairentry.com>, and sign in as:

4-H Members: with your 4-H Online account

FFA members: create a new Fair entry log in, and then start entering your animal's info.

Open <https://fairentry.com/> Search Bradford Tioga

Or go directly to <http://bradfordandtiogadairyshow.fairentry.com>

Then LOG into your 4-H Online account with Log in and Password

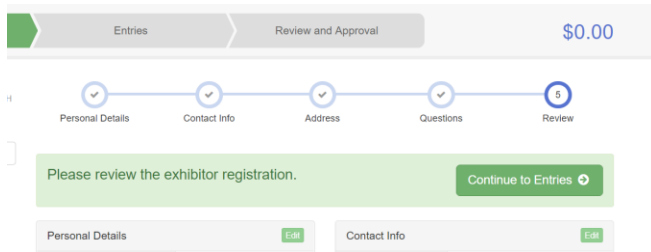
The screenshot shows the 'FairEntry' website interface. At the top, there is a navigation bar with 'FairEntry' logo, 'Find Your Fair', 'Staff Sign-in', and 'Contact Sales'. Below this is a 'Find Your Fair' section with a search bar containing 'bradford'. To the right of the search bar, it says 'Pennsylvania 2 Fairs'. Below the search bar are filters for 'Sorted by' (State) and 'Filter by State' (ALL). A 'Search' button is at the bottom. The results list two fairs: '2018 Bradford and Tioga Fair' (June 01 - August 10, 2018) and '2018 Bradford County 4-H Horse Show' (August 04 - August 04, 2018).

Search for your name and then Click Register Exhibitor via Invoice.

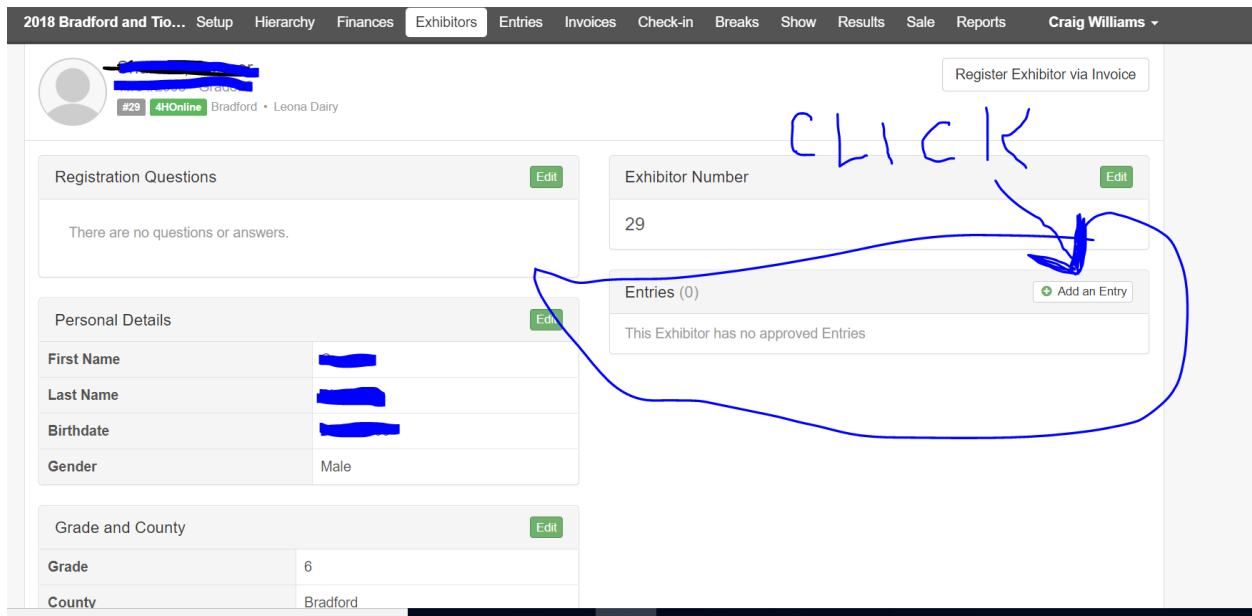
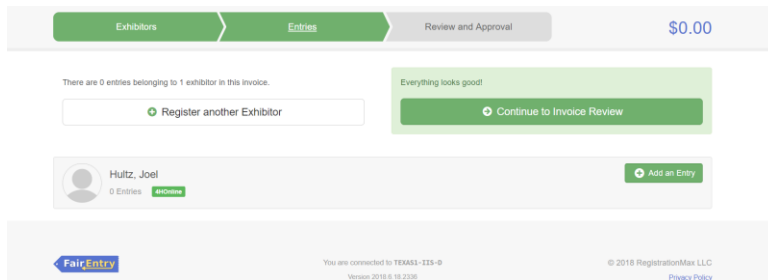
EXAMPLE Hultz Dairy entry and searching for a name.

The screenshot shows the 'FairManager/#/reg/exhibitors' page. The search bar contains 'hultz'. Below the search bar are filters for 'Exhibitor Type' (All, Individual, Team), 'Birth Date' (From, To), and 'Registration Date' (From, To). A 'New Exhibitor' button is also present. The results show two exhibitors: 'Hultz, Joel' (Birth Date: 1/27/2006) and 'Hultz, Joshua' (Birth Date: 9/10/2002). The page also shows a table with columns: Last Name, First Name, Birth Date, Team Name, Exhibitor #, Reg. Date, Entry Count, and Is Exhibitor?.

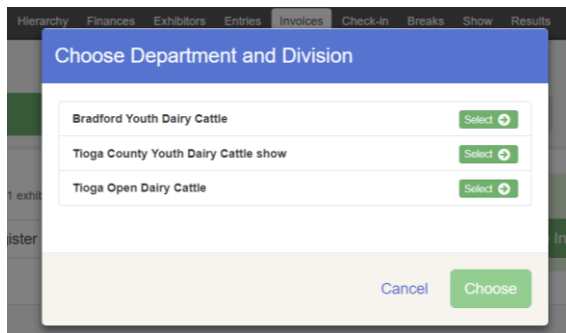
Then review exhibitor registration and move to adding entries

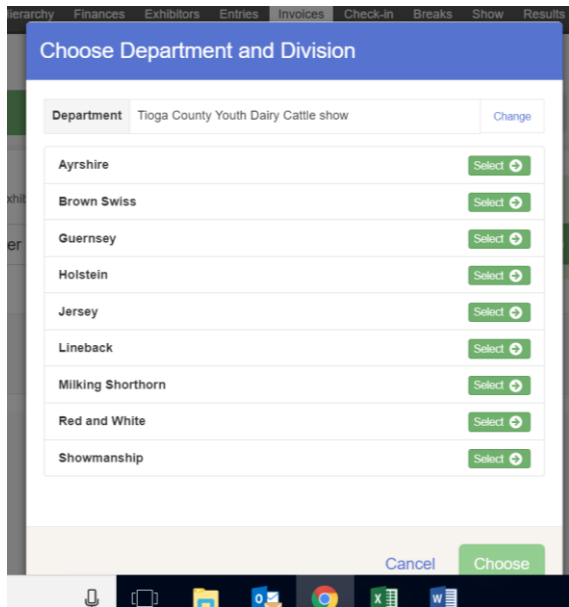


Click to the add an Entry page



Click add entry and then pick the **show** for your county - **Bradford County or Tioga County**





Then Click to the Breed and class you are entering and then import from 4-H online.

Import ALL YOUR animals before you enter them into the classes,

THEN Check that you have clicked on the correct Breed at the top of the page for each animal.

Animal(s)
Add Animal

Allowed Animal Types:

- Dairy Cattle

Enter a single animal
 Enter a pen of animals
 I will specify animal(s) later

- hultz-haven dvc rudolf 4HOnline
- hultz-haven windham goldduk 4HOnline
- maple-downs extreme gladys 4HOnline

- 04: Summer Yearling
- 05: Spring (Junior) Yearling
- 06: Winter (Intermediate) Yearling
- 07: Fall (Senior) Yearling
- 08: Dry Senior 2 year old & over
- 09: Fall Yearling in Milk
- 10: Junior 2 year old
- 11: Senior 2 year old
- 12: Junior 3 year old
- 13: Senior 3 year old
- 14: 4 year old
- 15: 5 year old

Then Pick each class for each animal and confirm before clicking Create entry

Before we actually create your entries, please review your selections.

If you continue with your current selections, 1 entries will be created with the following information:

Department	2018 Bradford and Tioga Fair
Division	Tioga County Youth Dairy Cattle show
Club	Mountaineers 4-H
Animal(s)	• hultz-haven dvc rudolf

Entry Classes

1. 02: Winter (Intermediate) Calf

Cancel Create Entries

10. When each class entry is complete, you have 3 choices for what to do next:

- If all class entries have been completed for one exhibitor, you can **Register another Exhibitor** in this family.
- If this exhibitor has more class entries to make, you can **Add another Entry for this Exhibitor**.
- If all entries for all exhibitors in the family have been completed, **Continue to Payment** to finalize and submit your entries.

Exhibitors Entries Payment **\$2.00**

Helpsheet, Becky
8/05/2000
#2145

What do you want to do next?

Register another Exhibitor

Add another Entry for this Exhibitor

Continue to Payment

You will get a confirmation email also.

HELP Page

<https://fairentry.zendesk.com/hc/en-us/articles/217431057-Families-Resources-for-Exhibitor-Entries-updated-May-2018>

<https://vimeo.com/265821971>

THANK YOU!

J Craig Williams jcw17@psu.edu